



On Stage

**New York State
Histotechnological
Society**

Clinical Laboratory License Update

By

Amy Farnan, HT (ASCP)

NYSHS Licensure Task Force Co-chair

With the addition of the new histology license and the first limited permits about to expire many questions have been raised by our members. The NYSHS Task Force has contacted the State Education Department (SED) to find the answers to your questions. This is what the task force found out starting with the most asked question.

Q: "My limited permit will be expiring this summer, am I still able to practice histology?"

A: Yes. The SED is in contract talks with the educational body that will be writing and administering the exam. In this case it will be the ASCP. Due to the delay, the limited permits will be extended and each individual holding a permit will receive a letter stating the extension dates. The extensions will continue until the exam is ready to be administered.

Q: "I have my ASCP certification, does this defer me from taking the state exam?"

A: No. If you were not grandfathered in you will still need to take the exam. Although it would make sense for the SED to accept the ASCP certification as achieving competent knowledge of the discipline, they do not. They require a state exam and it just so happens they have enlisted the ASCP to administer. We can only hope this will change in the future. The state of Florida started the same way and they now accept the ASCP certification as their state requirement.

Q: "I have my clinical laboratory license. Do I need to apply for the histology license?"

A: No. You may keep your current license. The clinical laboratory license allows an individual to work in any department within the laboratory including histology. If you prefer to switch to the histology license you may do so but it is not required. The new histology license will be used for those with limited permits and any new histologists seeking a license.

**Volume 28, Issue I
Summer 2009**

Inside this issue:

<i>Licensure Update</i>	1
<i>President's Letter</i>	2
<i>Histotechnology Day</i>	3
<i>Spring Symposium Recap</i>	4
<i>Kim Rhatigan Histotech of Year!</i>	8

GO GREEN!



**Visit your NYSHS
Website:
www.nyhisto.org**



**On Stage**

Quarterly information to the New York State Histotechnological Society membership, contributions, suggestions and advertisements are welcome.

Deadlines for Submission are:

March 1— Spring

May 15 - Summer

September 1 — Fall

November 15 — Winter

Please Submit to:

Amy Farnan, HTL (ASCP),

3 Champlain Ave Apt. 2

Mechanicville, NY 12118

pita444@yahoo.com

Permission to reprint is granted as long as source and author are acknowledged and a copy of the reprint is sent to the editors. Articles without bylines are written by the editors.

Membership to NYSHS, which includes *On Stage* subscription is \$20.00 per year. Please direct membership inquiries to:

Linda Chen

256 Lower Rocky Point Road

Sound Beach, NY 11789

kooki55@hotmail.com

NYSHS OFFICERS

President:	Mary Georger	585-273-1548
Vice President:	Luis Chiriboga	212-562-4667
Corresponding Secretary:	Christine Miller	585-273-5156
Membership Secretary:	Linda Chen	kooki55@hotmail.com
Treasurer:	Michelle Fuller	585-275-1881
Past President:	Sandy Cummings	518-875-6304

BOARD OF DIRECTORS

Cindy Kosuda
Amy Farnan
Angela Fogg
Sara Mack
Sandy Mendel

ON STAGE STAFF

Andrea Hooper
Amy Farnan
Leanne Strobe
Steven Cottral
Luis Chiriboga
Stephanie Krauter

PRESIDENT'S LETTER

As summer is waning away and we face the coming of fall and all that means to each of us, I would like to take the time to reflect on the changes that have occurred on our NYSHS BOD. First I would like to thank all of the members who chose to run for the BOD seats that were open this year, we had a full ballot and the voting was very close. I hope that you will consider running again in the future, and in the interim we would love to have you become more acquainted with the workings of the BOD and how you could become involved!

As an outgoing member of the BOD I would like to acknowledge Leanne Strobe for her many years of service to the society. Leanne has been a familiar face to our members, and has served in many capacities over the years. We will still see Leanne at meetings and she will continue her involvement with the society but I wanted to thank her both as a colleague and friend, she has been a tremendous asset to us all!

As an incoming member I would like to welcome Sarah Mack. Sarah has volunteered at both the state and national level since her entry into the field and is excited to be joining the board. I would also like to thank Luis Chiriboga who will continue for another term as Vice President, Michelle Fuller who will continue as Treasurer and Amy Farnan who will continue as a member at large. I would also like to send a special acknowledgement to Amy who has taken over as Editor of our newsletter; it is a responsibility that is critical to our communication.

This fall on October 24th we will offer a special opportunity to take part in a one day Seminar sponsored by our good friends at Polyscientific R&D, be sure to read about it and watch you mail for details. This is a great way to get a full day of CEU credits with out travel and time lost from work.

In closing I would like to relate my personal experience with our profession, from the other side of the laboratory door. This past spring my husband Lee underwent exploratory surgery and we spent several very difficult days awaiting pathology results. During this time I had the opportunity to evaluate what we do as a profession and the impact that we have every day on families near and far. Placed into our hands are the lives and futures of people we will never meet but are loved and cherished, fathers, mothers, husbands, wives and grandparents. To these families and patients we owe our very best, each and every day, and we must strive to be the very best that we can be. As the NYSHS I feel we offer our members the opportunity to grow, to learn and excel, and for this I have never been more honored to serve as your President. Together we will continue to serve each other.

Respectfully- Mary Georger



NSH Presents Histotechnology Day

The National Society for Histotechnology is excited to announce the first annual **Histotechnology Day** which will be recognized on **March 10, 2010**.

Histotechnology Day is being organized to aid in the public's awareness of our discipline. Most would agree that our field is not well known among lay people. Our society has been working to educate young people about histotechnology as a career option with its Career Day program. Histotechnology Day is another opportunity to increase public awareness and will also bring awareness to practitioners of other disciplines in healthcare.

NSH is creating a toolkit that will be provided to our members to aid them in planning their Histotechnology Day celebrations at their respective facilities. The toolkit will include a sample press release, a proclamation that may be signed by your community's mayor or state governor, suggestions for publicizing the event, etc. We will explore the feasibility of getting President Obama to recognize Histotechnology Day.

What can you do to ensure Histotechnology Day's success?

We need you to help us energize your members to begin planning to recognize and celebrate Histotechnology Day. If we don't make a big deal of Histotechnology Day there is little reason for others to notice us. Histotechnology Day is our opportunity to make a fuss over who we are and what we do to benefit mankind.

In preparation for this first event, we are soliciting designs for a logo that will be used for promotional items and for a Histotechnology Day t-shirt which will help to bring attention to our celebration.

We hope that your organization's members will be interested in creating and submitting a design to help us make this first Histotechnology Day truly inspiring. Design submissions will be placed on line at the NSH website where members can see the creations that have been received.

This is our opportunity to bring recognition to our own profession and I hope that you will help us energize histotechs across the country for this event.

Deadlines for submission of Histotechnology Day logos is August 1, 2009. Designs are to be submitted electronically to Carrie Diamond at Carrie@nsh.org

We are excited about Histotechnology Day and hope that you will be too.


Sincerely, Kerry Crabb, President






2009 NYSHS Spring Symposium Re-Cap

The NYSHS would like to thank all those that attended our 2009 spring symposium at the Holiday Inn, Fishkill. We had over 100 attendees making this one of our most successful meetings. The program brought over 13 speakers that graciously donated their time to present a workshop or seminar. With a great variety of topics we hope you found them beneficial and relevant. The NYSHS would like to thank our vendors for attending. There were over 30 vendors present showing the latest technology and products. This is always a highlight of our annual seminars.





Friday night's awards banquet proved, once again, to be a great time! The NYSHS would like to recognize and congratulate our award winners in this issue. Sara Laviska recipient of the Sakura Finetek \$250.00 Scholarship Award, Debra Kassey the recipient of the ThermoFisher \$200.00 Scholarship Award, and Mary Georger presented Michelle Fuller the NYSHS President's award. Special congratulations to Kim Rhatigan for receiving the NSH Region I Histotech of the Year Award.

Come join us for another great event next year in Buffalo. Hope to see you all there!



Congratulations!

**SAVE THE DATE****2009 Fall Poly Scientific Meeting**

Saturday, Oct. 24, 2009

Free Histology Meeting!
Free Continuing Education Credits!
Free Lunch!



A free Meeting sponsored by Poly Scientific R & D and NYSHS on Oct. 24, 2009 at the Hyatt Regency Hotel, Long Island. 1717 Motor Parkway, Hauppauge, NY

Saturday Oct. 24, 2009**Lecture #1: (9:00-10:00 a.m.)**

Multi-Dimensional Diagnosis:

Combining Gross and Histopathologic Imaging Techniques

$$f = \text{Micro} \int_{\text{Gross}}$$

We will discuss the practicality of combining gross imaging techniques including dermoscopy and 3D imaging with microscopic imaging of H&E and IHC. Tight correlation of histopathology with gross/clinical images improves specific diagnostic yield. Implications for margin control and lab improvement will be discussed.

Lecture #2 (10:15-12:15 p.m.)

Diagnostic Immunohistochemistry - Where do we stand with standardization?

Richard W. Cartun, PhD

Director, Histology & Immunopathology

Director, Biospecimen Collection Programs

Assistant Director, Anatomic Pathology

Hartford Hospital

Despite almost three decades of routine use in pathology laboratories, immunohistochemistry still suffers from a lack of standardization. Inconsistent results can lead to over-utilization of testing, misdiagnosis, and incorrect patient treatment. This presentation will focus on minimizing problems in pre-analytic, analytic, and post-analytic immunohistochemical testing.

**LUNCH 12:15-1:00 p.m.****Lecture #3 (1:00-2:00 p.m.)**

Dermoscopy structures and histologic correlation

Jennifer DeFazio, MD FAAD

Memorial Sloan- Kettering Cancer Center

Division of Dermatology



I will discuss use of dermoscopy and how it works. I will cover the structures we see in dermoscopy in Basal cell carcinoma, benign melanocytic lesions, melanoma and seborrheic keratosis and how these structures correlate to the histologic findings. I will be about an hour.


Lecture #4 (2:00-3:30 p.m.)

Where Death Delights...

Shelley L. Tepper, MD

Suffolk County Medical Examiner

Cases will be reviewed from death scene to death certificate. The importance of microscopy including special histochemistry will be emphasized. Be prepared for some surprise endings.

**Join The NYSHS Message Board**

Do you have questions? Do you want quick answers? Are you looking for a job or have a job opening? Do you want the latest news and info from the histotechnology field?

Join the New York State Histotechnology Society Message Board. It's easy; just visit the message board website at <http://tech.groups.yahoo.com/group/NYSHS1972/> Just click the "join this group button" and follow the instructions.



Kim Rhatigan is Region I Histotech of the Year!!



It is with great pleasure that I am writing this article to announce that Kim Rhatigan was awarded the 2009 Region I Histotechnologist of the Year Award. The award was presented to Kim at the NYSHS annual meeting held April 2009 in Fishkill, NY.

For those of you who have had the honor to meet Kim and see her in action, this should come as no surprise. Her dedication to the New York State Histotechnological Society and Histotechnologists across the country is commendable. For those of you who have not had the pleasure, I want to share with you a little about Kim.

Several years ago, I was recruited to be the Nomination Coordinator for our society and thus headed out to Buffalo for my first New York State Histology Meeting. The members of the Board of Directors shared rooms and I was told that I would have a nice 'quiet' girl from Long Island to share a room with. Well, this country mouse met her city mouse that weekend and the energy she had was amazing.

I quickly grew to admire the energy Kim put forth in every task she took on. As a Supervisor, she was always looking to improve the quality of the work done in her laboratory as well as provide continuing education opportunities for her team. As a professional, she expanded her reach into the Quality Improvement Department. There she added value and insight into improving patient outcomes. But it was her love of histology that brought her back to leading the team at McClain Laboratories.

Over the years, Kim has participated in coordinating several meetings on Long Island. I will never forget the time she had "Tony and Tina's Wedding" for our banquet entertainment. I looked up over my dessert to see her sitting in a chair having her hair teased with a diner fork and can of Aquanet by two Irish Ushers in powder blue suits.




I could fill this newsletter with stories like those but I could also fill them with all the good she has done on behalf of our profession: marching on the Capital steps in Albany, arranging for a tour of the New York State Forensic Lab with Dr. Michael Baden, teaching us by presenting at local and national meetings, bringing us several great speakers for our meetings, consulting when anyone had a special stain question, and all the hours editing, printing, folding, and licking stamps for our newsletters.

Upon initially meeting Kim, and every encounter I have had with her since, she pours her heart into Histology. We are honored that one of New York's finest was recognized with this well deserved award.

Congratulations Kim!

You more than earned it.

Sandy Cummings



The results of the 2009 NYSHS elections are in !

By Kate Caleri NYSHS Nominations Chairperson

First we would like to thank all the candidates that ran and thank them for their continued support and enthusiasm. The society could not function without the continued support and interest from all of you. Luis Chiriboga was re-elected to the position of Vice President. This will be Luis' second term as Vice President and we would like to thank him for his dedication.

Amy Farnan has also been re-elected to the Board of Directors and this will start her third term. We are pleased to welcome Sarah Mack as a new member of the Board. Sara has been very active in the society for many years and will be a wonderful addition.



Continued from page 1

The grandfathering period has expired for all licenses including the new histology license. If you wish to acquire your histology license you must apply by filling out a new application and submit your educational information. This will also require passing the state exam.

Q: “How do I renew my license?”

A: The SED will mail a renewal form to each licensee when their renewal is due. You may renew by snail mail or online by going to www.op.nysed.gov/renewalinfo.htm.

If you have any questions regarding your renewal or requirements of renewal they can be found at www.op.nysed.gov/proflist.htm

If you have any further questions please do not hesitate to contact

Amy Farnan at Pita444@yahoo.com or Luis Chiriboga at litepath2000@yahoo.com



“Keep This In Your Site”

Have you ever gotten an antibody and not recognized the name? Have you ever tried to find an alternate name for an antibody? Well know there a site that will help you find this info quickly. Just visit <http://www.exactantigen.com/> and type in whatever info you have. A list of alternate names for your protein will be listed.

Do you know of a useful website? Email the editors and we'll post it here....



NEW YORK STATE HISTOTECHNOLOGICAL SOCIETY

MEMBERSHIP APPLICATION

PERSONAL INFORMATION: 2009/2010 MEMBERSHIP INFORMATION:

Name: _____ **Type of Membership:** (check one)

Address: _____ ☐ New

City: _____ ☐ Previous (date previous membership) _____

State: _____ ☐ Student (College name) _____

Zip Code: _____ Instructor's signature _____

E-mail: _____

Phone: _____ Home **National Information:** (check one)

Phone: _____ Work ☐ Member of the National Society for Histotechnology

Employer: _____ ☐ Non-Member

Nature of Work: (check one) ☐ Please send me an NSH application

☐ Clinical

☐ Research **Please read:**

☐ Education Annual Membership Fee (tax deductible): \$20.00

☐ Student Full Time Student Fee: \$7.00

Education (highest level): _____

Registration: (check one) Membership year runs from July 1 to June 30

☐ HT

☐ HTL

☐ MT Please send applications & check payable to **NYSHS** to:

☐ Other _____

Referred by member: _____ Linda Chen

256 Lower Rocky Point Rd

Membership will expire June 30th, 2008 Sound Beach, NY 11789

**MARK YOUR CALENDARS!!!****UPCOMING EVENTS**

September 2009

Printable View

[Add Event - Add Task](#)

	Monday	Tuesday	Wednesday	Thursday	Friday	Saturday	Sunday
Week 36	31 [Add] The 35th Annual American Association of Pathologist Assistants	1 [Add] The 35th Annual American Association of Pathologist Assistants	2 [Add] The 35th Annual American Association of Pathologist Assistants	3 [Add] The 35th Annual American Association of Pathologist Assistants	4 [Add] The 35th Annual American Association of Pathologist Assistants	5 [Add]	6 [Add]
	NSH Symposium Preregistration Deadline 12p Registration Information for the 2009 ASCP Annual Meeting						
Week 37	7 [Add]	8 [Add]	9 [Add]	10 [Add]	11 [Add]	12 [Add]	13 [Add]
Week 38	14 [Add]	15 [Add]	16 [Add]	17 [Add]	18 [Add]	19 [Add]	20 [Add]
Week 39	21 [Add]	22 [Add]	23 [Add] 12p Advance: White Plains Area Healthcare Job Fair - Register Today	24 [Add]	25 [Add]	26 [Add]	27 [Add]
Week 40	28 [Add]	29 [Add]	30 [Add]	1 [Add]	2 [Add] NSH Symposium	3 [Add] NSH Symposium	4 [Add] NSH Symposium

[Previous Month](#) | [Next Month](#)

October 2009

Printable View

[Add Event - Add Task](#)

	Monday	Tuesday	Wednesday	Thursday	Friday	Saturday	Sunday
Week 40	28 [Add]	29 [Add]	30 [Add]	1 [Add]	2 [Add] NSH Symposium	3 [Add] NSH Symposium	4 [Add] NSH Symposium
Week 41	5 [Add] NSH Symposium	6 [Add] NSH Symposium	7 [Add] NSH Symposium	8 [Add]	9 [Add]	10 [Add]	11 [Add]
	8a On Stage Issue Release						
Week 42	12 [Add]	13 [Add]	14 [Add]	15 [Add]	16 [Add]	17 [Add]	18 [Add]
Week 43	19 [Add]	20 [Add]	21 [Add]	22 [Add]	23 [Add]	24 [Add] NYSHS/Poly Scientific Mini-Symposium	25 [Add]
Week 44	26 [Add]	27 [Add]	28 [Add] 12p ASCP 2009 Annual Meeting 1p NSH 2009 Teleconference Series	29 [Add] 12p ASCP 2009 Annual Meeting	30 [Add] 12p ASCP 2009 Annual Meeting	31 [Add] 12p ASCP 2009 Annual Meeting	1 [Add] 12p ASCP 2009 Annual Meeting

[Previous Month](#) | [Next Month](#)



Region 1 Director's 2009 Spring Report

By Angela Fogg

5-3-09

Hello to You All. This being my first report as your new Region 1 Director, I must first say again thank you all for your support with my election. Following in Denise's footsteps will be a challenge for me.

The beginning of this year was quiet for all of us but now with the warmer weather upon us we have had a few very good gatherings around the country. The Lunch & Learn in Jacksonville, Florida had a good show of 20 people with Leica as their educational partner. The Region 1 Meeting in Newport, Rhode Island was wonderful! Bruce and company made the meeting interesting, educational and fun. The poster sessions were awesome! It was great for me to get to see and get to know the people with whom I have only had email correspondence. Many thanks to Bruce and crew for the great job! Great turn out! We held our President's meeting the day before. I have not received the minutes of the meeting but will share the information at a later date.

Region 1 Histotechnologist of the Year Award recipient was Kim Rhatigan of New York.

New York had their conference the following weekend and they also had a wonderful educational meeting. There were so many great speakers and such a variety of topics it was hard to choose. Mary Georger and crew did a great job.

NSH Events for the coming year are as follows:

- August Lunch & Learn is still in the planning stage with Sakura and Biocare to serve as educational partners. More to follow.
- The VIR Forum is scheduled for Dec 15th in Boston, Mass and the agenda will be ready in time for the Fall S/C.

The March NSH BOD meeting covered several items of interest. Volunteers who assist at the convention will be awarded 2 contact hours for their work with their committee/s. NSH is revising the cost of the Live Learning Teleconferences to make it more cost effective for an individual who needs contact hours. We will also have CD's of the older conferences available for sale. The prices will be set by the Education Committee and NSH to keep in line with market pricing.

This year NSH has plans in the works for online voting. NSH has been in contact with several vendors for this task. This will make the voting process faster. The votes will be counted by the vendor and results given to NSH. This methodology should allow the voting process to reach more of the membership. Not to mention save paper and postage!

In April the NSH BOD had a membership renewal campaign. We sent out emails or made telephone calls to members who had not yet renewed the membership. We have not received the tallies of our success, but we do hope it was fruitful.

The 2010 Region 1 Meeting will be held in Maine. I will be contacting Joanie Huff to pass on the information she will need from Bruce.

And now a reminder to check your state's website and the NSH website for more detailed information about the up coming events and don't forget to renew your membership!



A SEA OF OPPORTUNITIES!!

SAVE THE DATE
REGION I HISTOTECHNOLOGISTS ANNUAL SYMPOSIUM
TO BE HELD AT THE MYSTIC HILTON
MYSTIC, CONNECTICUT
APRIL 23,24, 2010

DON'T MISS THE BOAT!

**WATCH OUR WEBSITE
FOR MORE INFORMATION**
www.connhisto.org